

# EUG-240SxxxDT


Rev. E 90-305Vac, 240W, 50/60Hz, Rx, Rv, E, RL, R4, R0, R1, R2, R3, R240W IP67

- 94.0%
- 
- 0-5V, 0-10V, PWM,
- 6kV, 10kV
- 
- IP67 UL
- SELV
- Class I, Division 2
- (UL Type TL)
- 7

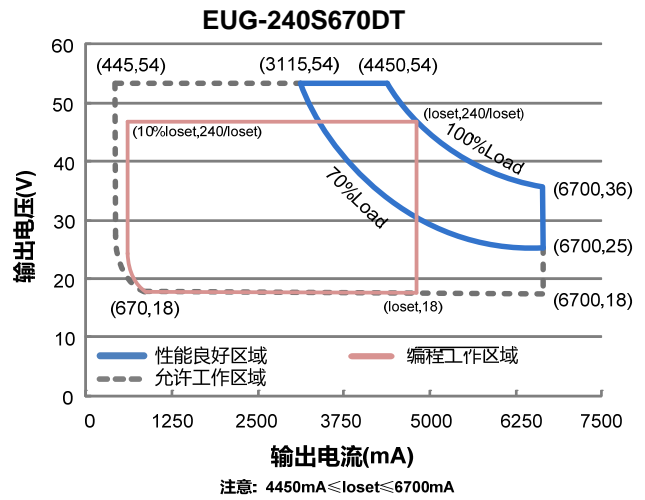
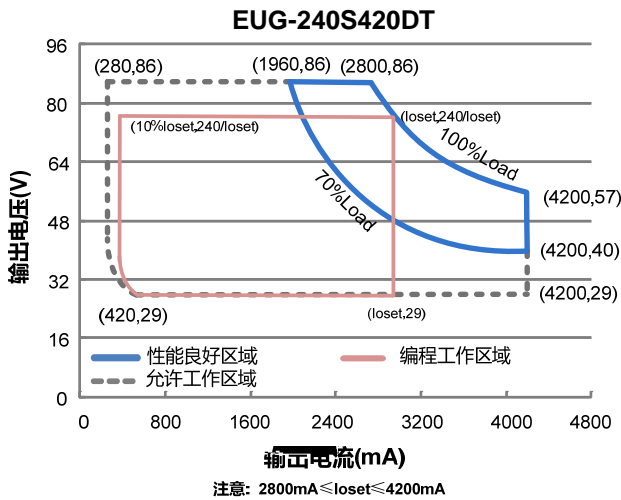
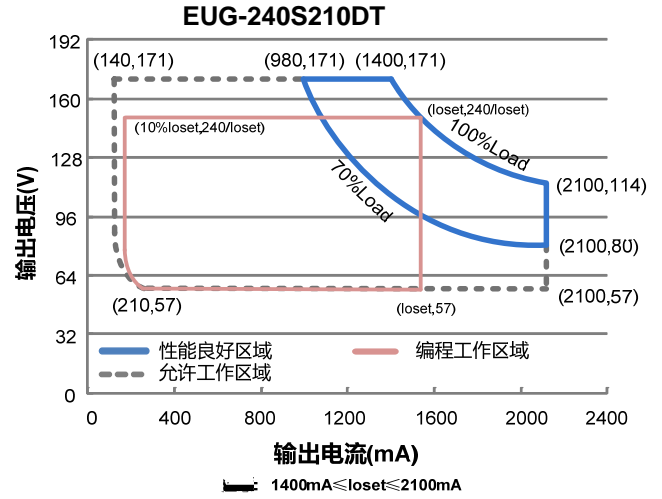
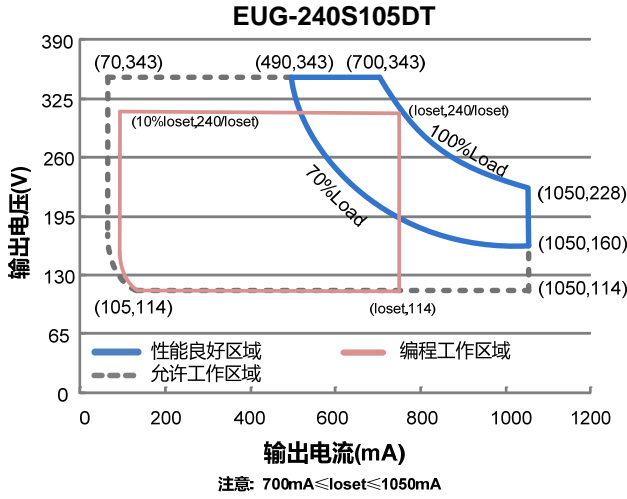
EUG-240SxxxDT

240W

90-305Vac



## I-V



	90 Vac	-	305 Vac	127-300Vdc
	47 Hz	-	63 Hz	
	-	-	0.75 MIU	UL8750; 277Vac/ 60Hz,
	-	-	0.70 mA	IEC60598-1; 240Vac/ 60Hz,
	-	-	3.10 A	100% 100Vac
	-	-	1.40 A	100% 220Vac
I <sup>2</sup> t	-	-	3.75 A <sup>2</sup> s	220Vac 25 10%Ipk- 10%Ipk = 1.26 ms

	0.9	-	-	100-277Vac, 50-60Hz, 70%-100%
	-	-	20%	(168-240W)
	-	-	10%	220-240Vac, 50-60Hz, 75%-100%
				(180-240W)

	-5%loset	-	5%loset	
(loset)				
EUG-240S105DT	70 mA	-	1050 mA	
EUG-240S210DT	140 mA	-	2100 mA	
EUG-240S420DT	280 mA	-	4200 mA	
EUG-240S670DT	445 mA	-	6700 mA	
EUG-240S105DT	700 mA	-	1050 mA	
EUG-240S210DT	1400 mA	-	2100 mA	
EUG-240S420DT	2800 mA	-	4200 mA	
EUG-240S670DT	4450 mA	-	6700 mA	
(pk-pk)	-	5%lomax	10%lomax	20 MHz BW
< 200Hz (pk-pk)	-	2%lomax	-	
	-	-	10%lomax	
EUG-240S105DT	-	-	356 V	
EUG-240S210DT	-	-	187 V	
EUG-240S420DT	-	-	96 V	
EUG-240S670DT	-	-	60 V	
	-	-	±0.5%	
	-	-	±1.5%	
	-	-	1.0 s	120Vac, 70%-100%
	-	-	0.5 s	220Vac, 70%-100%
	-	0.03%/°C	-	= 0°C ~ Tc
12V	10.8 V	12 V	13.2 V	
12V	0 mA	-	20 mA	" Dim - "

25°C

@120Vac EUG-240S105DT Io= 700 mA Io=1050 mA EUG-240S210DT Io=1400 mA Io=2100 mA EUG-240S420DT Io=2800 mA Io=4200 mA EUG-240S670DT Io=4450 mA Io=6700 mA	90.0% 88.5% 88.5% 88.0% 89.0% 87.0% 88.5% 87.0%	92.0% 90.5% 90.5% 90.0% 91.0% 89.0% 90.5% 89.0%	- - - - - - - -	100%    25°  2%
@220Vac EUG-240S105DT Io= 700 mA Io=1050 mA EUG-240S210DT Io=1400 mA Io=2100 mA EUG-240S420DT Io=2800 mA Io=4200 mA EUG-240S670DT Io=4450 mA Io=6700 mA	92.0% 90.5% 91.0% 89.5% 91.0% 89.5% 91.0% 89.5%	94.0% 92.5% 93.0% 91.5% 93.0% 91.5% 93.0% 91.5%	- - - - - - - -	100%    25°  2%
@277Vac EUG-240S105DT Io= 700 mA Io=1050 mA EUG-240S210DT Io=1400 mA Io=2100 mA EUG-240S420DT Io=2800 mA Io=4200 mA EUG-240S670DT Io=4450 mA Io=6700 mA	92.5% 91.0% 92.0% 89.5% 91.5% 90.0% 91.5% 89.5%	94.5% 93.0% 94.0% 91.5% 93.5% 92.0% 93.5% 91.5%	- - - - - - - -	100%    25°  2%
-		218,000 Hours	-	220Vac, 25 , 80% (MIL-HDBK-217F)
-		109,000 Hours	-	220Vac 80% 70
-40°C		-	+88°C	

(L × W × H)	8.35 × 2.66 × 1.56			9.17 × 2.66 × 1.56
(L × W × H)	212 × 67.5 × 39.7			233 × 67.5 × 39.7
	-	1200 g	-	

25°C

0~ 5V/0~ 10V	-20 V	-	20 V	
0~ 5V/0~ 10V	200 uA	300 uA	450 uA	Vdim(+) = 0 V
EUG-240S105DT EUG-240S210DT EUG-240S420DT EUG-240S670DT	10%loset	-	loset	700 mA ≤ I <sub>o</sub> set ≤ 1050 mA

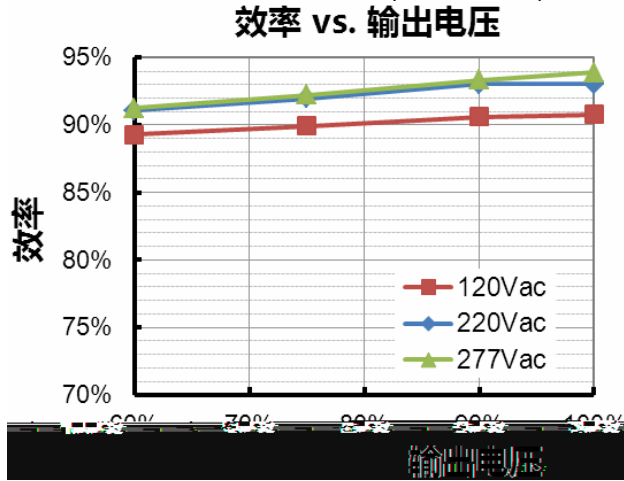
μ Ô Â x Ô

+ 3 / x Ô	Ô I
EN 55015 <sup>(1)</sup>	Conducted emission Test & Radiated emission Test
EN 61000-3-2	Harmonic current emissions
EN 61000-3-3	Voltage Fluctuations & Flicker

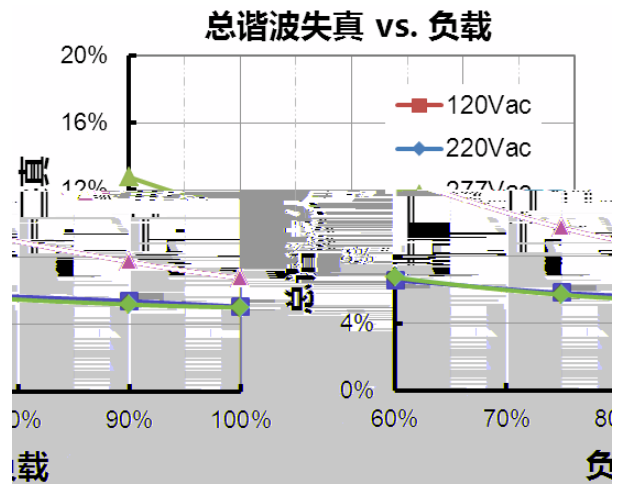
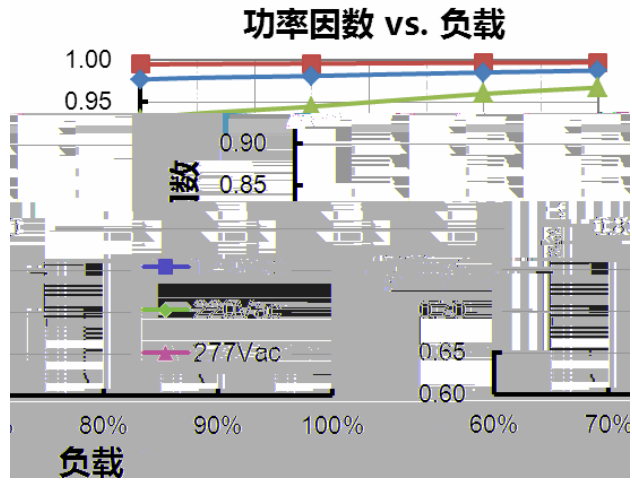


EUG-240S210DT( $I_o=1400mA$ )

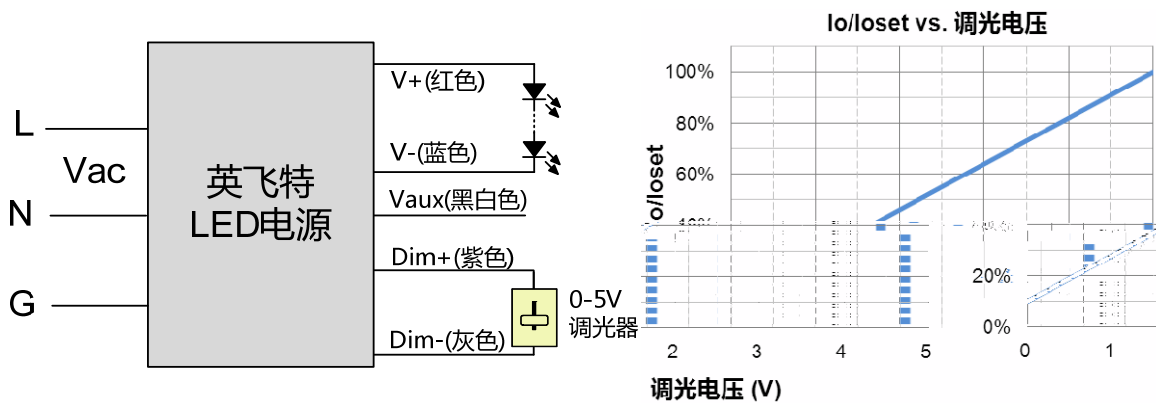
EUG-240S210DT( $I_o=2100mA$ )



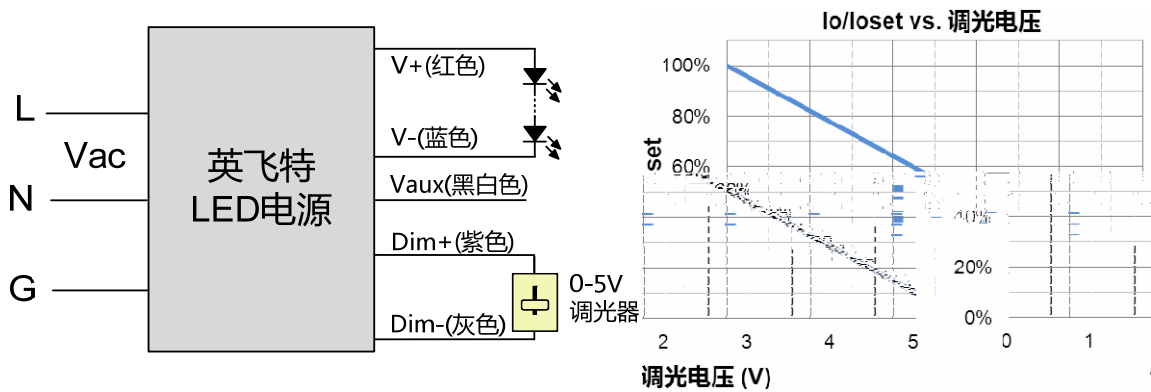





● 0-5V



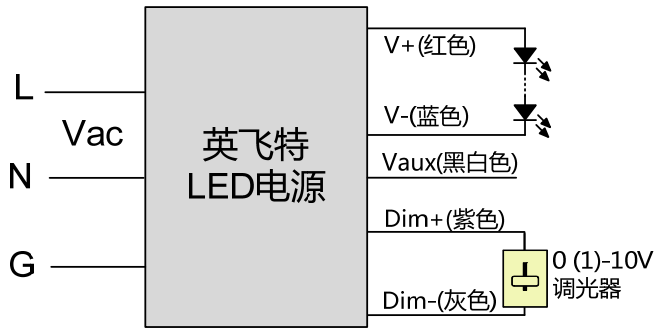
1



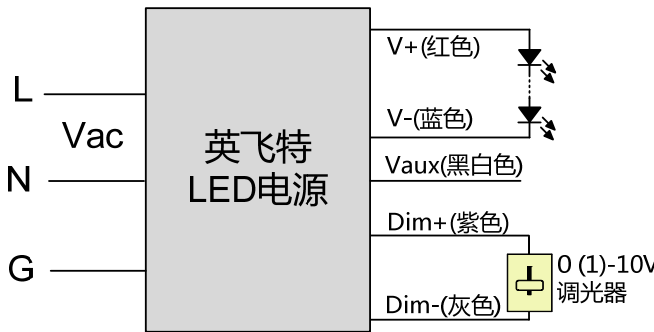
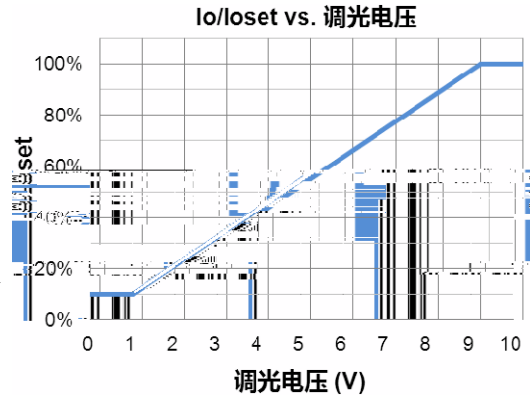
2

1. 0-5V
2. Dim- V- V+
3. Dim+
4. 0-5V Dim+

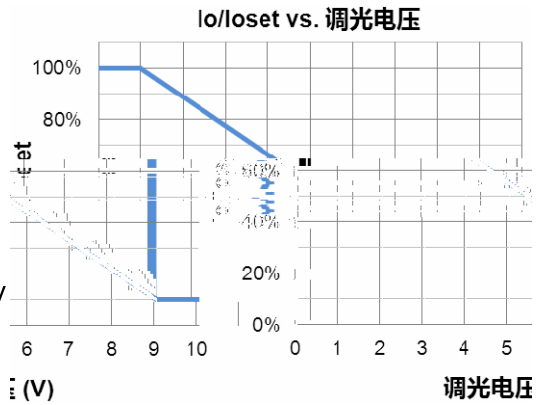
● 0-10V



3

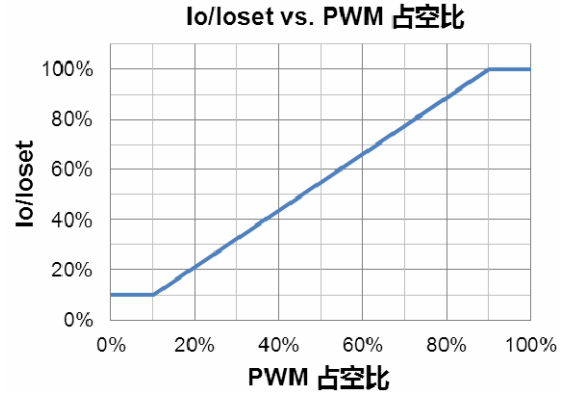
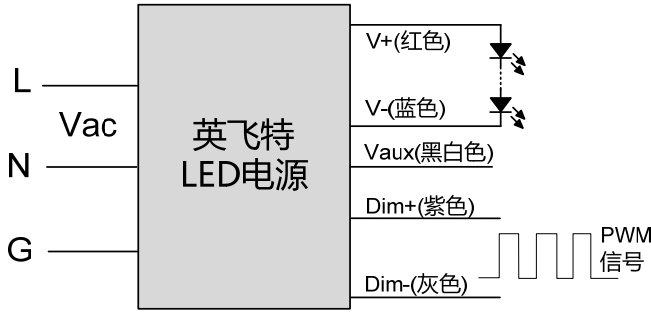


4

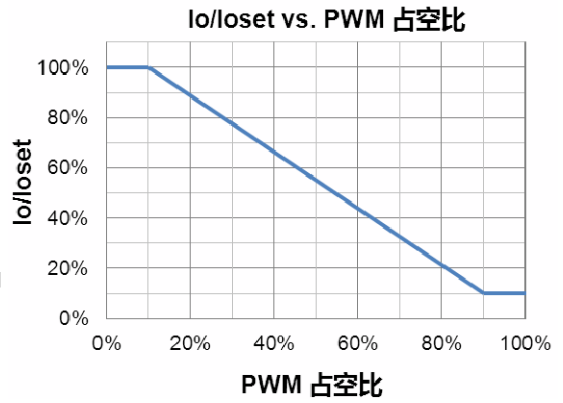
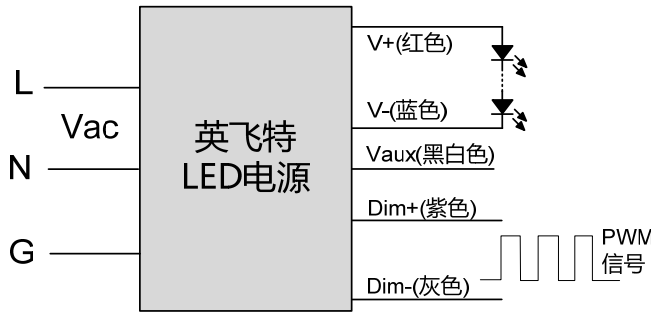


1. 0-10V
2. Dim- V- V+
3. Dim+
4. 0-10V Dim+

● PWM

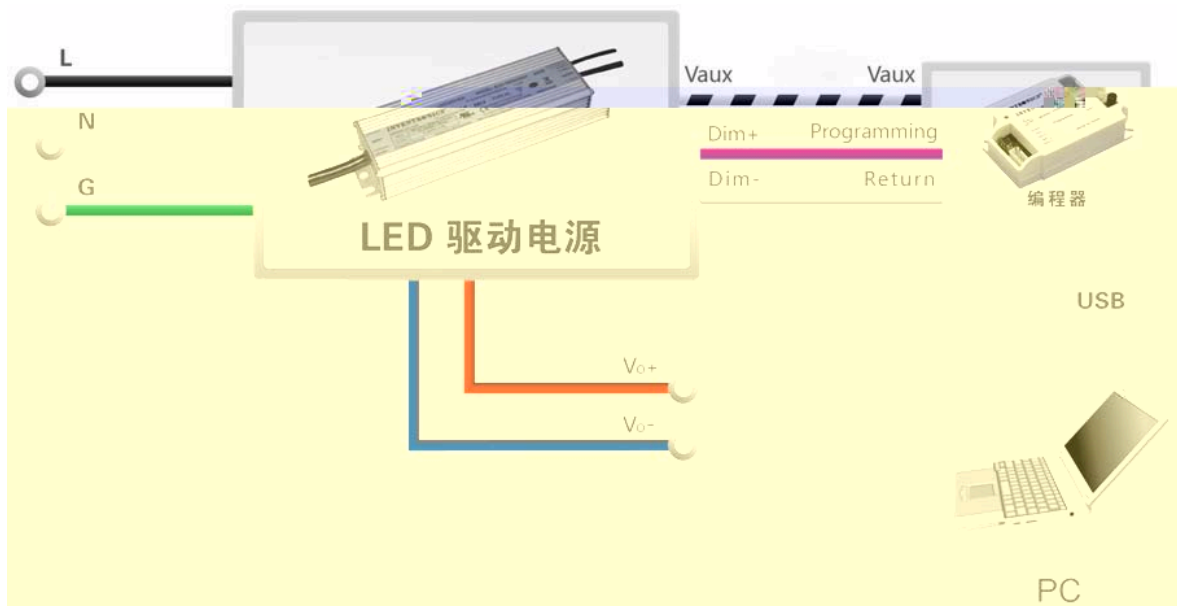
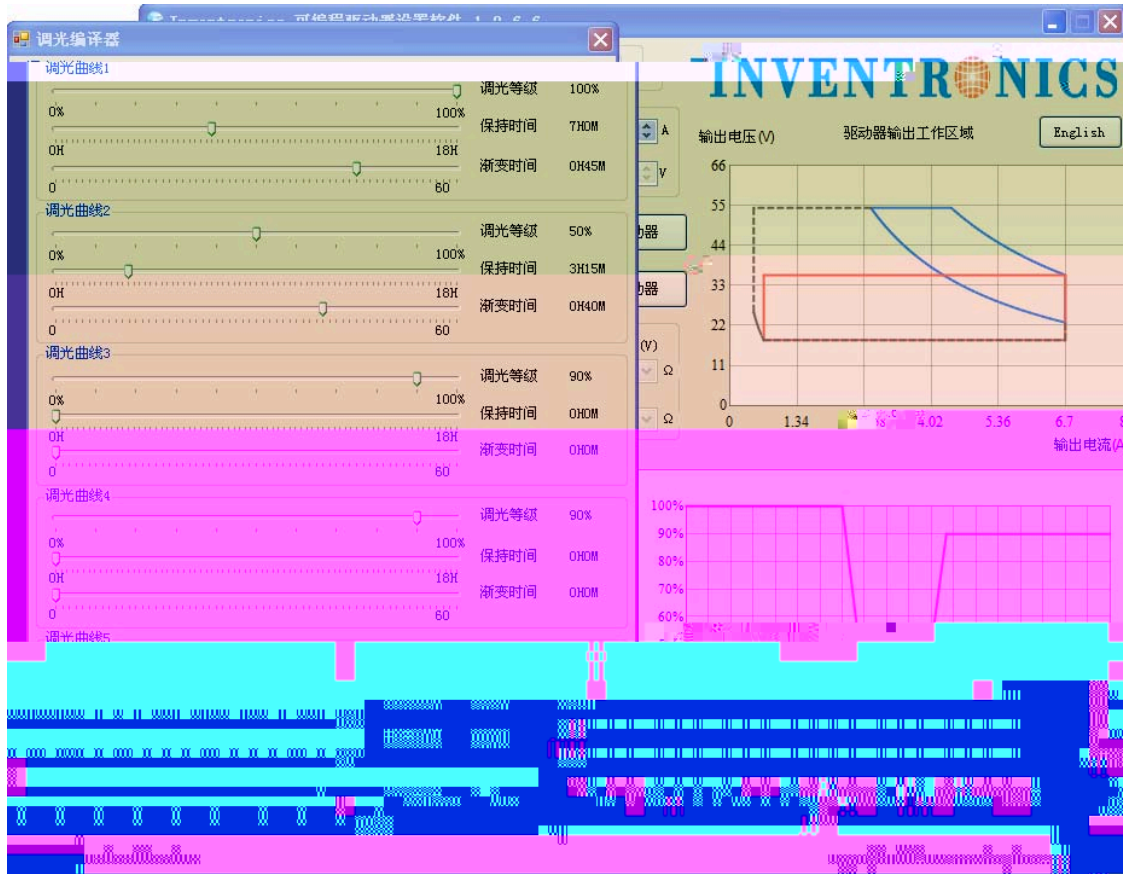


5



6

1. Dim- V- V+
2. Dim+
3. PWM Dim+





## RoHs

2011/65/EC

2016-02-29	A	/
2016-04-08	B	/
		/
		/
2017-07-04	C	/
		/
		/
		/
		/
		/
2017-10-26	D	7
		/
2018-01-31	E	/
		/